

# POWERADD PRO

DISP 50000

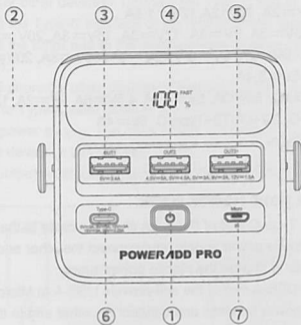


## User Manual

---

Thanks for your purchase from POWERADD PRO. For the best performance and safety purpose, please read this manual carefully before using the product. Please keep this manual for further reference.

## ■ Product Introduction



- ① Power Button
- ② Power Display
- ③ USB Output 1: 5V-3.4A
- ④ USB Output 2: Support Huawei 22.5W supercharger
- ⑤ USB Output 3: Support Huawei 22.5W supercharger
- ⑥ Type-C: 65W input/65W output
- ⑦ Micro: 18W input

**NOTE:** Double port or four port output is 5V-4A

## ■ Product Information

Capacity: 50000mAh/185Wh

Input Micro: 5V=2A, 9V=2A, 12V=1.5A

Input Type-C: 5V=3A, 9V=3A, 12V=3A, 15V=3A, 20V=3.25A

Output Type-C: 5V=3A, 9V=3A, 12V=3A, 15V=3A, 20V=3.25A

Output OUT1: 5V=3.4A

Output OUT2/OUT3: 5V=3A, 5V=4.5A, 4.5V=5A, 9V=2A, 12V=1.5A

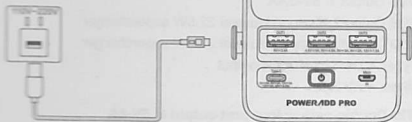
Output OUT1+OUT2+OUT3+Type-C: 5V=4A

Lights: Three Gears

## ■ Recharge your Power Bank

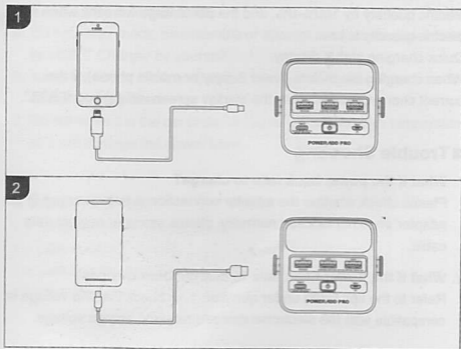
1. Connect the Type-C end of the quick charging cable to the Type-C port of the mobile power supply, and connect the other end to the power adapter to charge the mobile power supply;
2. Connect the USB-A end of the self-provide USB-A to Micro data cable to the power adapter, and connect the other end to the micro port of the mobile power supply to charge the mobile power supply.

AC: Power Adapter Connect AC



## ■ Charge your phone or tablet

1. iPhone(or other devices): Connect the Type-C end of apple data cable to the Type-C interface of the mobile power supply, and connect the other end to the mobile phone or other devices to be charged.
2. Android phone(or other devices): Connect the USB-A end of the USB-A to Type-C data cable to the out1/out2/out3 output port of the mobile power supply, The other end is connected to a mobile phone or other device to be charged.
3. 5V/3A output when charging multiple devices simultaneously.



## ■ Battery Indicator Instructions

### **Charging display(display of electric quantity when charging the mobile power supply with external standby power supply):**

The digital tube indicates the current electric quantity by increasing the electric quantity by 0% to 100%, and the percentage will blink when charging, and it will stop flashing and turn on when reaching 100%.

### **Discharge display(use mobile power to charge or power devices such as mobile phones and tablet computers):**

The nixie tube indicates the current electric quantity by decreasing the electric quantity by 100%-0%, and the percentage will blink when the electric quantity is low.

### **Quick charging status display:**

When charging the mobile power supply(or mobile phone), if the current charging state is fast, the display screen will light up "FAST".

## ■ Trouble Shooting

### **1. What if the power bank fails to charge?**

Please check whether the adapter connection is secure or not. If the adapter does not function normally, please use your original data cable.

### **2. What if the power bank fails to charge other devices?**

Refer to the tips listed under question 1, or check that the voltage is compatible with the electronic device's required charge voltage.

3. **My power bank stop working after several times of use why?**  
DISP 50000 portable charger is equipped with safety protection system, improper use may trigger the protection system, which leads to your power bank stop working. Please turn off the power bank and give it a full charge, and the problem will be solved.

## ■ Important Safety Instructions

1. Please fully charge the power bank before the first use.
2. Use original or certified cables.
3. Do not expose to liquids.
4. Avoid extreme temperatures.
5. Do not drop, knock, disassemble or attempt to repair the power bank or USB C Charger by yourself.
6. Keep the power bank and USB C Charger away from heat sources or flammable places.
7. Do not leave it in the car under strong sunshine and high temperature, or it will damage the power bank.

## ■ What You Get

- 1 × 50000mAh 65W Power Bank
- 1 × USB-A-USB C Cable
- 1 × USB C-USB C Cable
- 1 × User Manual

## ■ Caution

Risk of Fire and Burns. Do Not Open, Crash, Heat above 60°C, or Incinerate. Follow manufacturer's instructions.

## ■ Warranty

All POWERADD PRO products come with full 2-year limited warranty from the date of purchase (accessories are out of warranty). It will be out of guarantee if the power bank is damaged due to incorrect use or force majeure.